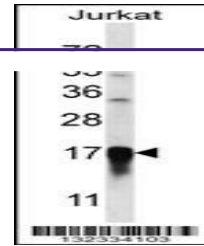
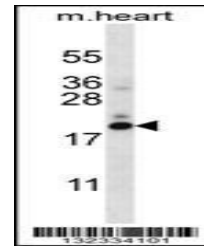

Product Datasheet

PFDN5 Antibody (orb1269168)

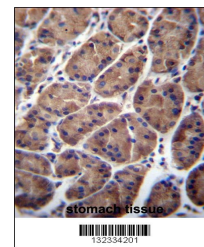
Description	PFDN5 Antibody
Species/Host	Rabbit
Reactivity	Human, Mouse
Conjugation	Unconjugated
Tested Applications	IHC-P, WB
Immunogen	This PFDN5 antibody is generated from rabbits immunized with a KLH conjugated synthetic peptide between 79-108 amino acids from the Central region of human PFDN5.
Target	PFDN5
Preservatives	Supplied in PBS with 0.09% (W/V) sodium azide.
Form/Appearance	Liquid
Concentration	batch dependent
Storage	Store at 4°C for three months and -20°C, stable for up to one year. As with all antibodies care should be taken to avoid repeated freeze thaw cycles. Antibodies should not be exposed to prolonged high temperatures.
Note	For research use only
Application notes	For WB starting dilution is: 1:1000 For IHC-P starting dilution is: 1:10~50
Isotype	Rabbit Ig
Clonality	Polyclonal
MW	17 kDa
Uniprot ID	Q99471
NCBI	Q99471
Dilution Range	For WB starting dilution is: 1:1000 For IHC-P starting dilution is: 1:10~50
Expiration Date	12 months from date of receipt.



Western blot analysis in Jurkat cell lin...



Western blot analysis in mouse heart tis...



PFDN5 Antibody immunohistochemistry anal...