
Product Datasheet

AIP Antibody (orb1268191)

Description

AIP Antibody

Species/Host

Rabbit

Reactivity

Human

Conjugation

Unconjugated

Tested

IHC-P, WB

Applications
Immunogen

This AIP antibody is generated from rabbits immunized with a KLH conjugated synthetic peptide between 293-321 amino acids from the C-terminal region of human AIP.

Target

AIP

Preservatives

Supplied in PBS with 0.09% (W/V) sodium azide.

Form/Appearance

Liquid

Concentration

batch dependent

Storage

Store at 4°C for three months and -20°C, stable for up to one year. As with all antibodies care should be taken to avoid repeated freeze thaw cycles. Antibodies should not be exposed to prolonged high temperatures.

Note

For research use only

Application notes

For WB starting dilution is: 1:1000 For IHC-P starting dilution is: 1:10~50

Isotype

Rabbit Ig

Clonality

Polyclonal

MW

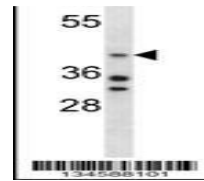

38 kDa

Uniprot ID
[O00170](#)
NCBI
[O00170](#)
Dilution Range

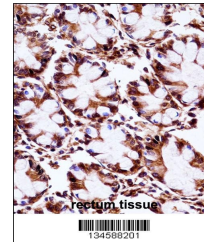
For WB starting dilution is: 1:1000 For IHC-P starting dilution is: 1:10~50

Expiration Date

12 months from date of receipt.



Western blot analysis in ZR-75-1 cell li...



AIP Antibody immunohistochemistry analys...