

Product Datasheet

Pbk Antibody (orb1265516)

Description

Pbk Antibody

Species/Host

Rabbit

Reactivity

Human, Mouse

Conjugation

Unconjugated

Tested Applications

FC, IHC-P, WB

Immunogen

This Mouse Pbk antibody is generated from rabbits immunized with a KLH conjugated synthetic peptide between 58-86 amino acids from the N-terminal region of mouse Pbk.

Target

Pbk

Preservatives

Supplied in PBS with 0.09% (W/V) sodium azide.

Form/Appearance

Liquid

Concentration

batch dependent

Storage

Store at 4°C for three months and -20°C, stable for up to one year. As with all antibodies care should be taken to avoid repeated freeze thaw cycles. Antibodies should not be exposed to prolonged high temperatures.

Note

For research use only

Application notes

For FACS starting dilution is: 1:25 For IHC-P starting dilution is: 1:25 For WB starting dilution is: 1:1000

Isotype

Rabbit Ig

Clonality

Polyclonal

MW

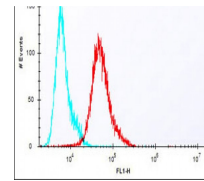

37 kDa

Uniprot ID
[Q9JJ78](#)
NCBI
[Q9JJ78](#)
Dilution Range

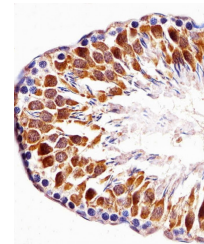
For FACS starting dilution is: 1:25 For IHC-P starting dilution is: 1:25 For WB starting dilution is: 1:1000

Expiration Date

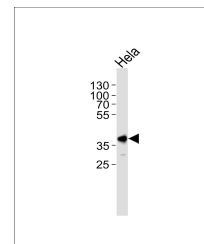
12 months from date of receipt.



Overlay histogram showing A431 cells sta...



Immunohistochemical analysis of paraffin...



Western blot analysis of lysate from Hel...