
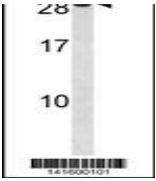



Product Datasheet

RAP2C Antibody (orb1265303)

Description	RAP2C Antibody	
Species/Host	Rabbit	
Reactivity	Human, Mouse	
Conjugation	Unconjugated	
Tested Applications	WB	
Immunogen	This RAP2C antibody is generated from rabbits immunized with a KLH conjugated synthetic peptide between 14-42 amino acids from the N-terminal region of human RAP2C.	Western blot analysis in 293 cell line l...
Target	RAP2C	
Preservatives	Supplied in PBS with 0.09% (W/V) sodium azide.	
Form/Appearance	Liquid	
Concentration	batch dependent	
Storage	Store at 4°C for three months and -20°C, stable for up to one year. As with all antibodies care should be taken to avoid repeated freeze thaw cycles. Antibodies should not be exposed to prolonged high temperatures.	Western blot analysis in mouse stomach t...
Note	For research use only	
Application notes	For WB starting dilution is: 1:1000	
Isotype	Rabbit Ig	
Clonality	Polyclonal	
MW	21 kDa	
Uniprot ID	Q9Y3L5	
NCBI	Q9Y3L5	
Dilution Range	For WB starting dilution is: 1:1000	
Expiration Date	12 months from date of receipt.	