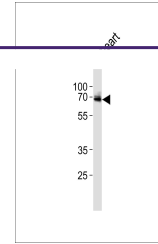


Product Datasheet

USP2 Antibody (orb1264977)

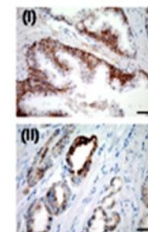
Description	USP2 Antibody
Species/Host	Rabbit
Reactivity	Human, Rat
Conjugation	Unconjugated
Tested Applications	IHC-P, WB
Immunogen	This USP2 antibody is generated from rabbits immunized with a KLH conjugated synthetic peptide between 71-101 amino acids from the N-terminal region of human USP2.
Target	USP2
Preservatives	Supplied in PBS with 0.09% (W/V) sodium azide.
Form/Appearance	Liquid
Concentration	batch dependent
Storage	Store at 4°C for three months and -20°C, stable for up to one year. As with all antibodies care should be taken to avoid repeated freeze thaw cycles. Antibodies should not be exposed to prolonged high temperatures.
Note	For research use only
Application notes	For WB starting dilution is: 1:1000 For IHC-P starting dilution is: 1:10~50
Isotype	Rabbit Ig
Clonality	Polyclonal
MW	68 kDa
Uniprot ID	O75604
NCBI	O75604
Dilution Range	For WB starting dilution is: 1:1000 For IHC-P starting dilution is: 1:10~50
Expiration Date	12 months from date of receipt.



Western blot analysis of lysate from R. ...



Western blot analysis of USP2 Antibody i...



IHC for USP2a in a formalin-fixed, paraf...