
Product Datasheet

HNF4A Antibody (orb1264608)

Description

HNF4A Antibody

Species/Host

Rabbit

Reactivity

Human, Rat

Conjugation

Unconjugated

Tested Applications

FC, IF, IHC-P, WB

Immunogen

This HNF4A antibody is generated from rabbits immunized with a KLH conjugated synthetic peptide between 281-312 amino acids from the Central region of human HNF4A.

Target

HNF4A

Preservatives

Supplied in PBS with 0.09% (W/V) sodium azide.

Form/Appearance

Liquid

Concentration

batch dependent

Storage

Store at 4°C for three months and -20°C, stable for up to one year. As with all antibodies care should be taken to avoid repeated freeze thaw cycles. Antibodies should not be exposed to prolonged high temperatures.

Note

For research use only

Application notes

For WB starting dilution is: 1:1000
For IHC-P starting dilution is: 1:10~50
For IF starting dilution is: 1:10~50
For FACS starting dilution is: 1:10~50

Isotype

Rabbit Ig

Clonality

Polyclonal

MW

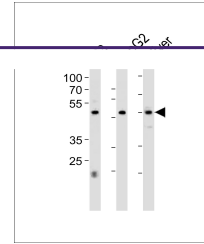
53 kDa

Uniprot ID
[P41235](#)
NCBI
[P41235](#)
Dilution Range

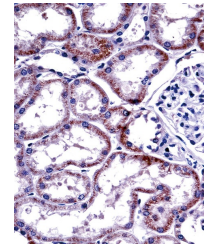
For WB starting dilution is: 1:1000
For IHC-P starting dilution is: 1:10~50
For IF starting dilution is: 1:10~50
For FACS starting dilution is: 1:10~50

Expiration Date

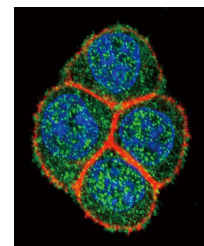
12 months from date of receipt.



Western blot analysis in 293, HepG2 cell...



HNF4A Antibody immunohistochemistry anal...



Confocal immunofluorescent analysis of H...