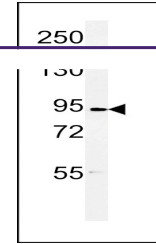
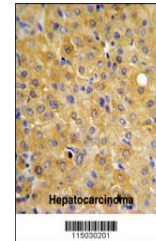

Product Datasheet

DLGAP5 Antibody (orb1264587)

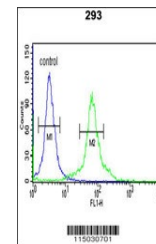
Description	DLGAP5 Antibody
Species/Host	Rabbit
Reactivity	Human
Conjugation	Unconjugated
Tested Applications	FC, IHC-P, WB
Immunogen	This DLG7 antibody is generated from rabbits immunized with a KLH conjugated synthetic peptide between 228-258 amino acids from the Central region of human DLG7.
Target	DLGAP5
Preservatives	Supplied in PBS with 0.09% (W/V) sodium azide.
Form/Appearance	Liquid
Concentration	batch dependent
Storage	Store at 4°C for three months and -20°C, stable for up to one year. As with all antibodies care should be taken to avoid repeated freeze thaw cycles. Antibodies should not be exposed to prolonged high temperatures.
Note	For research use only
Application notes	For WB starting dilution is: 1:1000For IHC-P starting dilution is: 1:50~100For FACS starting dilution is: 1:10~50
Isotype	Rabbit Ig
Clonality	Polyclonal
MW	95 kDa
Uniprot ID	Q15398
NCBI	Q15398
Dilution Range	For WB starting dilution is: 1:1000For IHC-P starting dilution is: 1:50~100For FACS starting dilution is: 1:10~50
Expiration Date	12 months from date of receipt.



Western blot analysis of DLG7 Antibody i...



DLG7 Antibody IHC analysis in formalin f...



Flow cytometric analysis of 293 cells (r...