
Product Datasheet

PDIA3 Antibody (orb1264508)

Description

PDIA3 Antibody

Species/Host

Rabbit

Reactivity

Human

Conjugation

Unconjugated

Tested Applications

FC, IHC-P, WB

Immunogen

This PDIA3 antibody is generated from rabbits immunized with a KLH conjugated synthetic peptide between 192-220 amino acids from the Central region of human PDIA3.

Target

PDIA3

Preservatives

Supplied in PBS with 0.09% (W/V) sodium azide.

Form/Appearance

Liquid

Concentration

batch dependent

Storage

Store at 4°C for three months and -20°C, stable for up to one year. As with all antibodies care should be taken to avoid repeated freeze thaw cycles. Antibodies should not be exposed to prolonged high temperatures.

Note

For research use only

Application notes

For WB starting dilution is: 1:1000 For IHC-P starting dilution is: 1:50~100 For FACS starting dilution is: 1:10~50

Isotype

Rabbit Ig

Clonality

Polyclonal

MW

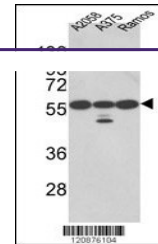
57 kDa

Uniprot ID
[P30101](#)
NCBI
[P30101](#)
Dilution Range

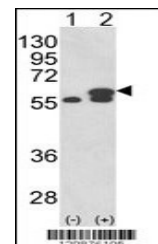
For WB starting dilution is: 1:1000 For IHC-P starting dilution is: 1:50~100 For FACS starting dilution is: 1:10~50

Expiration Date

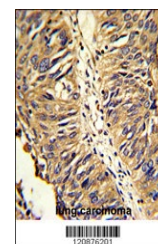
12 months from date of receipt.



Western blot analysis of PDIA3 Antibody ...



Western blot analysis of PDIA3 using rab...



Formalin-fixed and paraffin-embedded hum...