

---

## Product Datasheet

### TFRC Antibody (orb1264489)

**Description**

TFRC Antibody

**Species/Host**

Rabbit

**Reactivity**

Human

**Conjugation**

Unconjugated

**Tested Applications**

FC, IHC-P, WB

**Immunogen**

This CD71 antibody is generated from rabbits immunized with a KLH conjugated synthetic peptide between 649-677 amino acids from the C-terminal region of human CD71.

**Target**

TFRC

**Preservatives**

Supplied in PBS with 0.09% (W/V) sodium azide.

**Form/Appearance**

Liquid

**Concentration**

batch dependent

**Storage**

Store at 4°C for three months and -20°C, stable for up to one year. As with all antibodies care should be taken to avoid repeated freeze thaw cycles. Antibodies should not be exposed to prolonged high temperatures.

**Note**

For research use only

**Application notes**

For IHC-P starting dilution is: 1:25 For WB starting dilution is: 1:1000 For FACS starting dilution is: 1:10~50

**Isotype**

Rabbit Ig

**Clonality**

Polyclonal

**MW**

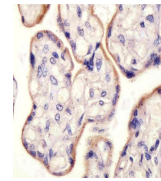
85 kDa

**Uniprot ID**
[P02786](#)
**NCBI**
[P02786](#)
**Dilution Range**


For IHC-P starting dilution is: 1:25 For WB starting dilution is: 1:1000 For FACS starting dilution is: 1:10~50

**Expiration Date**

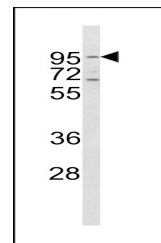
12 months from date of receipt.



Antibody staining CD71 in human placenta...



Western Blot at 1:2000 dilution Lane 1: ...



Western blot analysis of CD71 Antibody i...