

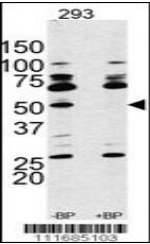
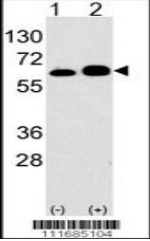

Product Datasheet

RPS6KB1 Antibody (orb1264481)

Description	RPS6KB1 Antibody	
Species/Host	Rabbit	
Reactivity	Human	
Conjugation	Unconjugated	
Tested Applications	IHC-P, WB	
Immunogen	This S6K (RPS6KB1) antibody is generated from rabbits immunized with a KLH conjugated synthetic peptide between 277-306 amino acids from the Central region of human S6K (RPS6KB1).	Western blot analysis of anti-RPS6KB1 An...
Target	RPS6KB1	
Preservatives	Supplied in PBS with 0.09% (W/V) sodium azide.	
Form/Appearance	Liquid	
Concentration	batch dependent	
Storage	Store at 4°C for three months and -20°C, stable for up to one year. As with all antibodies care should be taken to avoid repeated freeze thaw cycles. Antibodies should not be exposed to prolonged high temperatures.	Western Blot in 293 cell line lysate. RP...
Note	For research use only	
Application notes	For WB starting dilution is: 1:1000 For IHC-P starting dilution is: 1:50~100	
Isotype	Rabbit Ig	
Clonality	Polyclonal	
MW	59 kDa	Western blot analysis of anti-RPS6KB1 An...
Uniprot ID	P23443	
NCBI	P23443	
Dilution Range	For WB starting dilution is: 1:1000 For IHC-P starting dilution is: 1:50~100	
Expiration Date	12 months from date of receipt.	