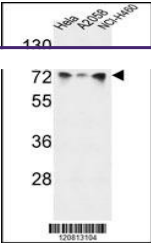
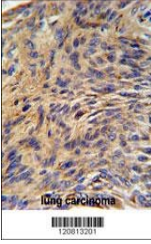


Product Datasheet

HSPA5 Antibody (orb1264343)

Description	HSPA5 Antibody	
Species/Host	Rabbit	
Reactivity	Human, Zebrafish	
Conjugation	Unconjugated	
Tested Applications	IF, IHC-P, WB	Western blot analysis in HeLa, A2058, NC...
Immunogen	This HSPA5 antibody is generated from rabbits immunized with a KLH conjugated synthetic peptide between 261-289 amino acids from the Central region of human HSPA5.	
Target	HSPA5	
Preservatives	Supplied in PBS with 0.09% (W/V) sodium azide.	
Form/Appearance	Liquid	
Concentration	batch dependent	HSPA5 Antibody IHC analysis in formalin ...
Storage	Store at 4°C for three months and -20°C, stable for up to one year. As with all antibodies care should be taken to avoid repeated freeze thaw cycles. Antibodies should not be exposed to prolonged high temperatures.	
Note	For research use only	
Application notes	For WB starting dilution is: 1:1000 For IHC-P starting dilution is: 1:50~100 For IF starting dilution is: 1:10~50	
Isotype	Rabbit Ig	
Clonality	Polyclonal	
MW	72 kDa	
Uniprot ID	P11021	Western blot analysis in zebra fish brai...
NCBI	P11021	
Dilution Range	For WB starting dilution is: 1:1000 For IHC-P starting dilution is: 1:50~100 For IF starting dilution is: 1:10~50	
Expiration Date	12 months from date of receipt.	