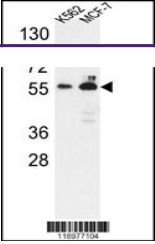
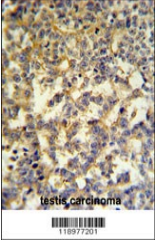
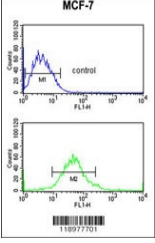

Product Datasheet

G6PD Antibody (orb1264320)

Description	G6PD Antibody	
Species/Host	Rabbit	Western blot analysis of G6PD Antibody i...
Reactivity	Human	
Conjugation	Unconjugated	
Tested Applications	FC, IHC-P, WB	
Immunogen	This G6PD antibody is generated from rabbits immunized with a KLH conjugated synthetic peptide between 297-326 amino acids from the Central region of human G6PD.	G6PD Antibody IHC analysis in formalin f...
Target	G6PD	
Preservatives	Supplied in PBS with 0.09% (W/V) sodium azide.	
Form/Appearance	Liquid	
Concentration	batch dependent	Flow cytometric analysis of MCF-7 cells ...
Storage	Store at 4°C for three months and -20°C, stable for up to one year. As with all antibodies care should be taken to avoid repeated freeze thaw cycles. Antibodies should not be exposed to prolonged high temperatures.	
Note	For research use only	
Application notes	For WB starting dilution is: 1:1000For IHC-P starting dilution is: 1:50~100For FACS starting dilution is: 1:10~50	
Isotype	Rabbit Ig	
Clonality	Polyclonal	
MW	59 kDa	
Uniprot ID	P11413	
NCBI	P11413	
Dilution Range	For WB starting dilution is: 1:1000For IHC-P starting dilution is: 1:50~100For FACS starting dilution is: 1:10~50	
Expiration Date	12 months from date of receipt.	