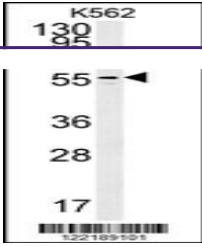
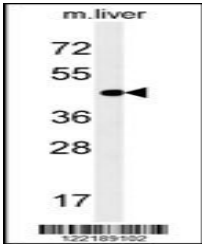
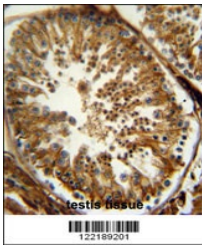

Product Datasheet

PAOX Antibody (orb1264038)

Description	PAOX Antibody	
Species/Host	Rabbit	
Reactivity	Human, Mouse	
Conjugation	Unconjugated	
Tested Applications	IHC-P, WB	Western blot analysis in K562 cell line ...
Immunogen	This PAOX antibody is generated from rabbits immunized with a KLH conjugated synthetic peptide between 467-496 amino acids from the Central region of human PAOX.	
Target	PAOX	
Preservatives	Supplied in PBS with 0.09% (W/V) sodium azide.	Western blot analysis in mouse liver tis...
Form/Appearance	Liquid	
Concentration	batch dependent	
Storage	Store at 4°C for three months and -20°C, stable for up to one year. As with all antibodies care should be taken to avoid repeated freeze thaw cycles. Antibodies should not be exposed to prolonged high temperatures.	
Note	For research use only	
Application notes	For WB starting dilution is: 1:1000 For IHC-P starting dilution is: 1:50~100	PAOX antibody immunohistochemistry analy...
Isotype	Rabbit Ig	
Clonality	Polyclonal	
MW	70 kDa	
Uniprot ID	Q6QHF9	
NCBI	Q6QHF9	
Dilution Range	For WB starting dilution is: 1:1000 For IHC-P starting dilution is: 1:50~100	
Expiration Date	12 months from date of receipt.	