
Product Datasheet

AGXT Antibody (orb1263841)

Description

AGXT Antibody

Species/Host

Rabbit

Reactivity

Human

Conjugation

Unconjugated

Tested Applications

FC, IHC-P, WB

Immunogen

This AGXT antibody is generated from rabbits immunized with a KLH conjugated synthetic peptide between 96-125 amino acids from the Central region of human AGXT.

Target

AGXT

Preservatives

Supplied in PBS with 0.09% (W/V) sodium azide.

Form/Appearance

Liquid

Concentration

batch dependent

Storage

Store at 4°C for three months and -20°C, stable for up to one year. As with all antibodies care should be taken to avoid repeated freeze thaw cycles. Antibodies should not be exposed to prolonged high temperatures.

Note

For research use only

Application notes

For IHC-P starting dilution is: 1:25 For WB starting dilution is: 1:1000

Isotype

Rabbit Ig

Clonality

Polyclonal

MW

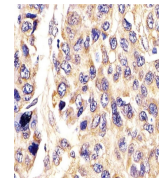
43 kDa

Uniprot ID
[P21549](#)
NCBI
[P21549](#)
Dilution Range


For IHC-P starting dilution is: 1:25 For WB starting dilution is: 1:1000

Expiration Date


12 months from date of receipt.



Antibody staining AGXT in Human hepatic ...



Western Blot at 1:8000 dilution + human ...



Western Blot at 1:2000 dilution + human ...