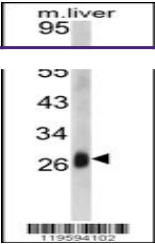
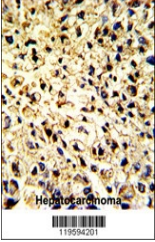
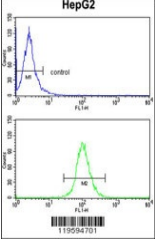

Product Datasheet

CD302 Antibody (orb1263819)

Description	CD302 Antibody	
Species/Host	Rabbit	
Reactivity	Human, Mouse	
Conjugation	Unconjugated	
Tested Applications	FC, IHC-P, WB	Western blot analysis of DCL-1 Antibody ...
Immunogen	This DCL-1 antibody is generated from rabbits immunized with a KLH conjugated synthetic peptide between 143-170 amino acids from the Central region of human DCL-1.	
Target	CD302	
Preservatives	Supplied in PBS with 0.09% (W/V) sodium azide.	
Form/Appearance	Liquid	
Concentration	batch dependent	Formalin-fixed and paraffin-embedded hum...
Storage	Store at 4°C for three months and -20°C, stable for up to one year. As with all antibodies care should be taken to avoid repeated freeze thaw cycles. Antibodies should not be exposed to prolonged high temperatures.	
Note	For research use only	
Application notes	For WB starting dilution is: 1:1000 For IHC-P starting dilution is: 1:50~100 For FACS starting dilution is: 1:10~50	
Isotype	Rabbit Ig	
Clonality	Polyclonal	
MW	26 kDa	
Uniprot ID	Q8IX05	Flow cytometry analysis of HepG2 cells (...)
NCBI	Q8IX05	
Dilution Range	For WB starting dilution is: 1:1000 For IHC-P starting dilution is: 1:50~100 For FACS starting dilution is: 1:10~50	
Expiration Date	12 months from date of receipt.	