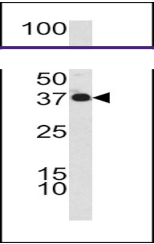
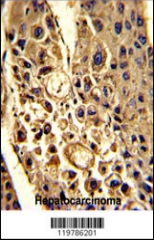


Product Datasheet

CFHR1 Antibody (orb1263760)

Description	CFHR1 Antibody	
Species/Host	Rabbit	Western blot analysis of CFHL1 antibody ...
Reactivity	Human	
Conjugation	Unconjugated	
Tested Applications	FC, IHC-P, WB	
Immunogen	This CFHL1 antibody is generated from rabbits immunized with a KLH conjugated synthetic peptide between 270-297 amino acids from the C-terminal region of human CFHL1.	
Target	CFHR1	Formalin-fixed and paraffin-embedded hum...
Preservatives	Supplied in PBS with 0.09% (W/V) sodium azide.	
Form/Appearance	Liquid	
Concentration	batch dependent	
Storage	Store at 4°C for three months and -20°C, stable for up to one year. As with all antibodies care should be taken to avoid repeated freeze thaw cycles. Antibodies should not be exposed to prolonged high temperatures.	
Note	For research use only	Flow cytometric analysis of K562 cells u...
Application notes	For WB starting dilution is: 1:1000For IHC-P starting dilution is: 1:50~100For FACS starting dilution is: 1:10~50	
Isotype	Rabbit Ig	
Clonality	Polyclonal	
MW	38 kDa	
Uniprot ID	Q03591	
NCBI	Q03591	
Dilution Range	For WB starting dilution is: 1:1000For IHC-P starting dilution is: 1:50~100For FACS starting dilution is: 1:10~50	
Expiration Date	12 months from date of receipt.	