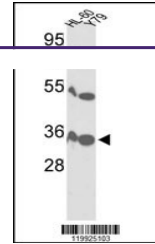
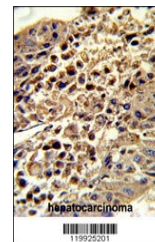

Product Datasheet

VDAC1 Antibody (orb1263754)

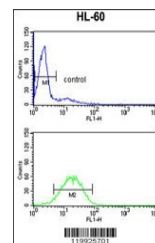
Description	VDAC1 Antibody
Species/Host	Rabbit
Reactivity	Human
Conjugation	Unconjugated
Tested Applications	FC, IHC-P, WB
Immunogen	This VDAC1 antibody is generated from rabbits immunized with a KLH conjugated synthetic peptide between 95-124 amino acids from the Central region of human VDAC1.
Target	VDAC1
Preservatives	Supplied in PBS with 0.09% (W/V) sodium azide.
Form/Appearance	Liquid
Concentration	batch dependent
Storage	Store at 4°C for three months and -20°C, stable for up to one year. As with all antibodies care should be taken to avoid repeated freeze thaw cycles. Antibodies should not be exposed to prolonged high temperatures.
Note	For research use only
Application notes	For WB starting dilution is: 1:1000 For IHC-P starting dilution is: 1:50~100 For FACS starting dilution is: 1:10~50
Isotype	Rabbit Ig
Clonality	Polyclonal
MW	31 kDa
Uniprot ID	P21796
NCBI	P21796
Dilution Range	For WB starting dilution is: 1:1000 For IHC-P starting dilution is: 1:50~100 For FACS starting dilution is: 1:10~50
Expiration Date	12 months from date of receipt.



Western blot analysis of VDAC1 Antibody ...



Formalin-fixed and paraffin-embedded hum...



Flow cytometry analysis of HL-60 cells (...)