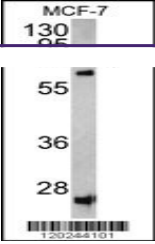
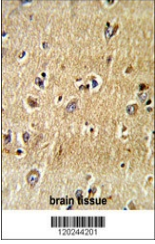


Product Datasheet

SCFD1 Antibody (orb1263730)

Description	SCFD1 Antibody	
Species/Host	Rabbit	
Reactivity	Human	
Conjugation	Unconjugated	
Tested Applications	FC, IHC-P, WB	Western blot analysis of SCFD1 antibody ...
Immunogen	This SCFD1 antibody is generated from rabbits immunized with a KLH conjugated synthetic peptide between 543-572 amino acids from the C-terminal region of human SCFD1.	
Target	SCFD1	
Preservatives	Supplied in PBS with 0.09% (W/V) sodium azide.	
Form/Appearance	Liquid	
Concentration	batch dependent	Formalin-fixed and paraffin-embedded hum...
Storage	Store at 4°C for three months and -20°C, stable for up to one year. As with all antibodies care should be taken to avoid repeated freeze thaw cycles. Antibodies should not be exposed to prolonged high temperatures.	
Note	For research use only	
Application notes	For WB starting dilution is: 1:1000For IHC-P starting dilution is: 1:50~100For FACS starting dilution is: 1:10~50	
Isotype	Rabbit Ig	
Clonality	Polyclonal	
MW	72 kDa	
Uniprot ID	Q8WVM8	Flow cytometric analysis of MDA-MB468 ce...
NCBI	Q8WVM8	
Dilution Range	For WB starting dilution is: 1:1000For IHC-P starting dilution is: 1:50~100For FACS starting dilution is: 1:10~50	
Expiration Date	12 months from date of receipt.	