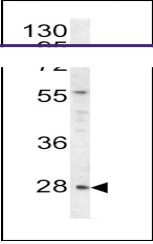
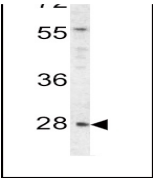
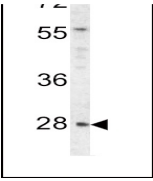
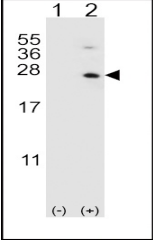
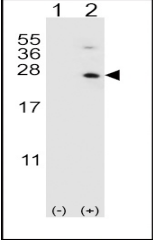
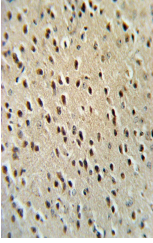
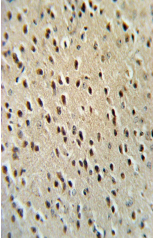
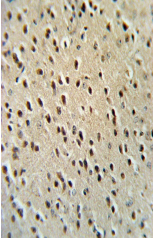
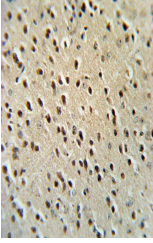

Product Datasheet

HPRT1 Antibody (orb1263687)

Description	HPRT1 Antibody	
Species/Host	Rabbit	
Reactivity	Human	
Conjugation	Unconjugated	
Tested Applications	FC, IHC-P, WB	
Immunogen	This HPRT1 antibody is generated from rabbits immunized with a KLH conjugated synthetic peptide between 150-178 amino acids from the C-terminal region of human HPRT1.	Western blot analysis of HPRT1 antibody ...
Target	HPRT1	
Preservatives	Supplied in PBS with 0.09% (W/V) sodium azide.	
Form/Appearance	Liquid	
Concentration	batch dependent	
Storage	Store at 4°C for three months and -20°C, stable for up to one year. As with all antibodies care should be taken to avoid repeated freeze thaw cycles. Antibodies should not be exposed to prolonged high temperatures.	Western blot analysis of HPRT1 using rab...
Note	For research use only	
Application notes	For WB starting dilution is: 1:1000For IHC-P starting dilution is: 1:10~50For FACS starting dilution is: 1:10~50	
Isotype	Rabbit Ig	
Clonality	Polyclonal	
MW	25 kDa	
Uniprot ID	P00492	
NCBI	P00492	
Dilution Range	For WB starting dilution is: 1:1000For IHC-P starting dilution is: 1:10~50For FACS starting dilution is: 1:10~50	
Expiration Date	12 months from date of receipt.	HPRT1 Antibody IHC analysis in formalin ...