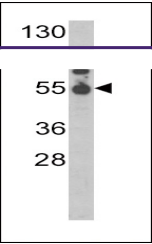
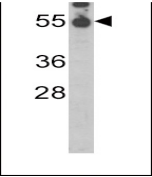
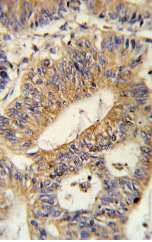
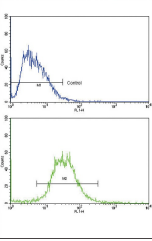

Product Datasheet

IL17RB Antibody (orb1263674)

Description	IL17RB Antibody	
Species/Host	Rabbit	
Reactivity	Human	
Conjugation	Unconjugated	Western blot analysis of IL17RB Antibody...
Tested Applications	FC, IHC-P, WB	
Immunogen	This IL17_ antibody is generated from rabbits immunized with a KLH conjugated synthetic peptide between 207-234 amino acids from the Central region of human IL17_.	
Target	IL17RB	
Preservatives	Supplied in PBS with 0.09% (W/V) sodium azide.	Formalin-fixed and paraffin-embedded hum...
Form/Appearance	Liquid	
Concentration	batch dependent	
Storage	Store at 4°C for three months and -20°C, stable for up to one year. As with all antibodies care should be taken to avoid repeated freeze thaw cycles. Antibodies should not be exposed to prolonged high temperatures.	
Note	For research use only	Flow cytometric analysis of HepG2 cells ...
Application notes	For WB starting dilution is: 1:1000For IHC-P starting dilution is: 1:10~50For FACS starting dilution is: 1:10~50	
Isotype	Rabbit Ig	
Clonality	Polyclonal	
MW	56 kDa	
Uniprot ID	Q9NRM6	
NCBI	Q9NRM6	
Dilution Range	For WB starting dilution is: 1:1000For IHC-P starting dilution is: 1:10~50For FACS starting dilution is: 1:10~50	
Expiration Date	12 months from date of receipt.	