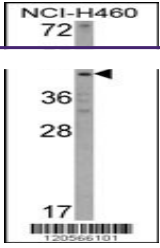
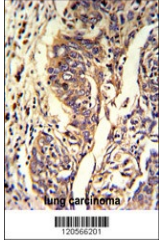
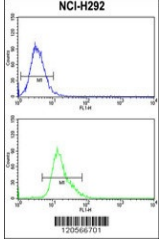


Product Datasheet

KYNU Antibody (orb1263671)

Description	KYNU Antibody	
Species/Host	Rabbit	
Reactivity	Human	
Conjugation	Unconjugated	
Tested Applications	FC, IHC-P, WB	
Immunogen	This KYNU antibody is generated from rabbits immunized with a KLH conjugated synthetic peptide between 359-386 amino acids from the C-terminal region of human KYNU.	Western blot analysis of KYNU Antibody i...
Target	KYNU	
Preservatives	Supplied in PBS with 0.09% (W/V) sodium azide.	
Form/Appearance	Liquid	
Concentration	batch dependent	
Storage	Store at 4°C for three months and -20°C, stable for up to one year. As with all antibodies care should be taken to avoid repeated freeze thaw cycles. Antibodies should not be exposed to prolonged high temperatures.	Formalin-fixed and paraffin-embedded hum...
Note	For research use only	
Application notes	For WB starting dilution is: 1:1000For IHC-P starting dilution is: 1:50~100For FACS starting dilution is: 1:10~50	
Isotype	Rabbit Ig	
Clonality	Polyclonal	
MW	52 kDa	
Uniprot ID	Q16719	
NCBI	Q16719	
Dilution Range	For WB starting dilution is: 1:1000For IHC-P starting dilution is: 1:50~100For FACS starting dilution is: 1:10~50	
Expiration Date	12 months from date of receipt.	Flow cytometry analysis of NCI-H292 cell...