
Product Datasheet

AURKA Antibody (orb1263547)

Description

AURKA Antibody

Species/Host

Rabbit

Reactivity

Human

Conjugation

Unconjugated

Tested Applications

FC, IF, WB

Immunogen

This Aurora-A antibody is generated from rabbits immunized with a KLH conjugated synthetic peptide between 364-392 amino acids from the C-terminal region of human Aurora-A.

Target

AURKA

Preservatives

Supplied in PBS with 0.09% (W/V) sodium azide.

Form/Appearance

Liquid

Concentration

batch dependent

Storage

Store at 4°C for three months and -20°C, stable for up to one year. As with all antibodies care should be taken to avoid repeated freeze thaw cycles. Antibodies should not be exposed to prolonged high temperatures.

Note

For research use only

Application notes

For WB starting dilution is: 1:1000
For IF starting dilution is: 1:10~50
For FACS starting dilution is: 1:10~50

Isotype

Rabbit Ig

Clonality

Polyclonal

MW


46 kDa

Uniprot ID
[O14965](#)
NCBI
[O14965](#)
Dilution Range

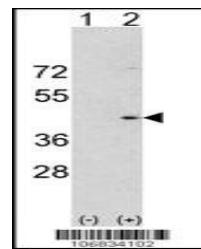
For WB starting dilution is: 1:1000
For IF starting dilution is: 1:10~50
For FACS starting dilution is: 1:10~50

Expiration Date

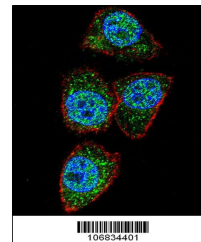
12 months from date of receipt.



Western blot analysis of anti-Aurora-A P...



Western blot analysis of Aurora-A using ...



Confocal immunofluorescent analysis of A...