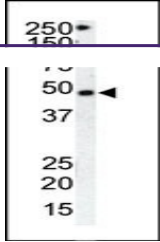
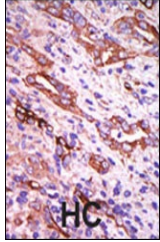
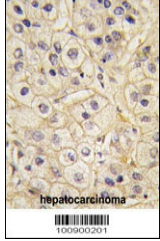

Product Datasheet

GRK1 Antibody (orb1263546)

Description	GRK1 Antibody	
Species/Host	Rabbit	
Reactivity	Human, Mouse	
Conjugation	Unconjugated	
Tested Applications	IHC-P, WB	Antibody is used in Western blot to dete...
Immunogen	This GRK1 antibody is generated from rabbits immunized with a KLH conjugated synthetic peptide between 520-550 amino acids from the C-terminal region of human GRK1.	
Target	GRK1	
Preservatives	Supplied in PBS with 0.09% (W/V) sodium azide.	
Form/Appearance	Liquid	
Concentration	batch dependent	
Storage	Store at 4°C for three months and -20°C, stable for up to one year. As with all antibodies care should be taken to avoid repeated freeze thaw cycles. Antibodies should not be exposed to prolonged high temperatures.	Formalin-fixed and paraffin-embedded hum...
Note	For research use only	
Application notes	For WB starting dilution is: 1:1000For IHC-P starting dilution is: 1:50~100	
Isotype	Rabbit Ig	
Clonality	Polyclonal	
MW	64 kDa	
Uniprot ID	Q15835	Formalin-fixed and paraffin-embedded hum...
NCBI	Q15835	
Dilution Range	For WB starting dilution is: 1:1000For IHC-P starting dilution is: 1:50~100	
Expiration Date	12 months from date of receipt.	