

Product Datasheet

PDK4 Antibody (orb1263514)

Description

PDK4 Antibody

Species/Host

Rabbit

Reactivity

Human

Conjugation

Unconjugated

Tested Applications

IF, IHC-P, WB

Immunogen

This PDK4 antibody is generated from rabbits immunized with a KLH conjugated synthetic peptide between 83-111 amino acids from the Central region of human PDK4.

Target

PDK4

Preservatives

Supplied in PBS with 0.09% (W/V) sodium azide.

Form/Appearance

Liquid

Concentration

batch dependent

Storage

Store at 4°C for three months and -20°C, stable for up to one year. As with all antibodies care should be taken to avoid repeated freeze thaw cycles. Antibodies should not be exposed to prolonged high temperatures.

Note

For research use only

Application notes

For WB starting dilution is: 1:1000
For IHC-P starting dilution is: 1:10~50
For IF starting dilution is: 1:10~50

Isotype

Rabbit Ig

Clonality

Polyclonal

MW

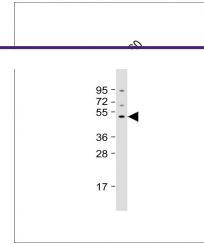
46 kDa

Uniprot ID
[Q16654](#)
NCBI
[Q16654](#)
Dilution Range

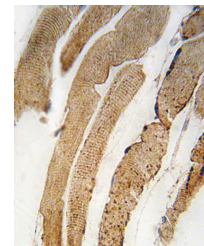
For WB starting dilution is: 1:1000
For IHC-P starting dilution is: 1:10~50
For IF starting dilution is: 1:10~50

Expiration Date

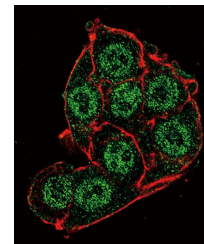
12 months from date of receipt.



Western Blot at 1:1000 dilution + HL-60 ...



Formalin-fixed and paraffin-embedded hum...



Confocal immunofluorescent analysis of P...