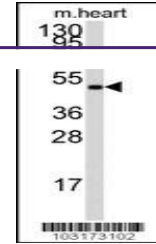
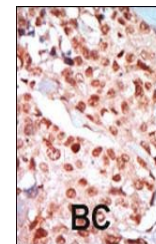

Product Datasheet

PRKAG1 Antibody (orb1263510)

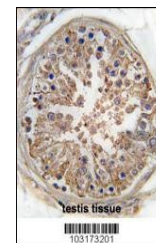
Description	PRKAG1 Antibody
Species/Host	Rabbit
Reactivity	Human, Mouse
Conjugation	Unconjugated
Tested Applications	IHC-P, WB
Immunogen	This AMPK gamma (PRKAG1) antibody is generated from rabbits immunized with a KLH conjugated synthetic peptide between 265-295 amino acids from the Central region of human AMPK gamma (PRKAG1).
Target	PRKAG1
Preservatives	Supplied in PBS with 0.09% (W/V) sodium azide.
Form/Appearance	Liquid
Concentration	batch dependent
Storage	Store at 4°C for three months and -20°C, stable for up to one year. As with all antibodies care should be taken to avoid repeated freeze thaw cycles. Antibodies should not be exposed to prolonged high temperatures.
Note	For research use only
Application notes	For WB starting dilution is: 1:1000 For IHC-P starting dilution is: 1:50~100
Isotype	Rabbit Ig
Clonality	Polyclonal
MW	38 kDa
Uniprot ID	P54619
NCBI	P54619
Dilution Range	For WB starting dilution is: 1:1000 For IHC-P starting dilution is: 1:50~100
Expiration Date	12 months from date of receipt.



Antibody is used in Western blot to dete...



Formalin-fixed and paraffin-embedded hum...



Formalin-fixed and paraffin-embedded hum...