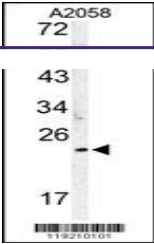
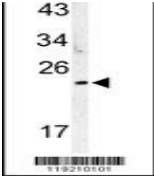
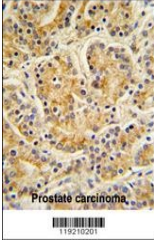
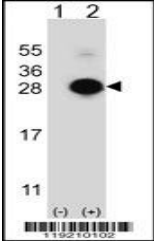


Product Datasheet

MOB1A Antibody (orb1263268)

Description	MOB1A Antibody	
Species/Host	Rabbit	
Reactivity	Human	
Conjugation	Unconjugated	Western blot analysis of MOBKL1B antibody...
Tested Applications	FC, IHC-P, WB	
Immunogen	This MOBKL1B antibody is generated from rabbits immunized with a KLH conjugated synthetic peptide between 188-216 amino acids from the C-terminal region of human MOBKL1B.	
Target	MOB1A	
Preservatives	Supplied in PBS with 0.09% (W/V) sodium azide.	MOBKL1B Antibody IHC analysis in formali...
Form/Appearance	Liquid	
Concentration	batch dependent	
Storage	Store at 4°C for three months and -20°C, stable for up to one year. As with all antibodies care should be taken to avoid repeated freeze thaw cycles. Antibodies should not be exposed to prolonged high temperatures.	
Note	For research use only	Western blot analysis of MOBKL1B using r...
Application notes	For WB starting dilution is: 1:1000For IHC-P starting dilution is: 1:50~100For FACS starting dilution is: 1:10~50	
Isotype	Rabbit Ig	
Clonality	Polyclonal	
MW	25 kDa	
Uniprot ID	Q9H8S9	
NCBI	Q9H8S9	
Dilution Range	For WB starting dilution is: 1:1000For IHC-P starting dilution is: 1:50~100For FACS starting dilution is: 1:10~50	
Expiration Date	12 months from date of receipt.	