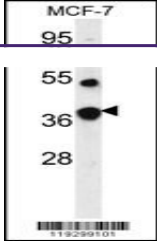
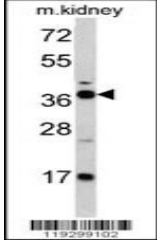
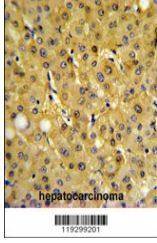

Product Datasheet

FBP1 Antibody (orb1263262)

Description	FBP1 Antibody	
Species/Host	Rabbit	
Reactivity	Human, Mouse	
Conjugation	Unconjugated	
Tested Applications	IHC-P, WB	Western blot analysis of FBP1 Antibody i...
Immunogen	This FBP1 antibody is generated from rabbits immunized with a KLH conjugated synthetic peptide between 125-156 amino acids from the Central region of human FBP1.	
Target	FBP1	
Preservatives	Supplied in PBS with 0.09% (W/V) sodium azide.	Western blot analysis of FBP1 antibody i...
Form/Appearance	Liquid	
Concentration	batch dependent	
Storage	Store at 4°C for three months and -20°C, stable for up to one year. As with all antibodies care should be taken to avoid repeated freeze thaw cycles. Antibodies should not be exposed to prolonged high temperatures.	
Note	For research use only	
Application notes	For WB starting dilution is: 1:1000 For IHC-P starting dilution is: 1:10~50	
Isotype	Rabbit Ig	FBP1 Antibody IHC analysis in formalin f...
Clonality	Polyclonal	
MW	37 kDa	
Uniprot ID	P09467	
NCBI	P09467	
Dilution Range	For WB starting dilution is: 1:1000 For IHC-P starting dilution is: 1:10~50	
Expiration Date	12 months from date of receipt.	