
Product Datasheet

ADAM9 Antibody (orb1263224)

Description

ADAM9 Antibody

 MDA-MB231
250

Species/Host

Rabbit

Reactivity

Human

Conjugation

Unconjugated

Tested Applications

FC, IHC-P, WB

Immunogen

This ADAM9 antibody is generated from rabbits immunized with a KLH conjugated synthetic peptide between 704-733 amino acids from the C-terminal region of human ADAM9.

Target

ADAM9

Preservatives

Supplied in PBS with 0.09% (W/V) sodium azide.

Form/Appearance

Liquid

Concentration

batch dependent

Storage

Store at 4°C for three months and -20°C, stable for up to one year. As with all antibodies care should be taken to avoid repeated freeze thaw cycles. Antibodies should not be exposed to prolonged high temperatures.

Note

For research use only

Application notes

For WB starting dilution is: 1:1000
For IHC-P starting dilution is: 1:50~100
For FACS starting dilution is: 1:10~50

Isotype

Rabbit Ig

Clonality

Polyclonal

MW

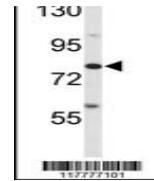
91 kDa

Uniprot ID
[Q13443](#)
NCBI
[Q13443](#)
Dilution Range

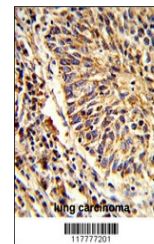
For WB starting dilution is: 1:1000
For IHC-P starting dilution is: 1:50~100
For FACS starting dilution is: 1:10~50

Expiration Date

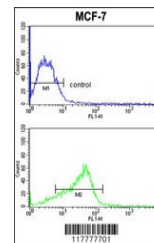
12 months from date of receipt.



Western blot analysis of ADAM9 Antibody ...



Formalin-fixed and paraffin-embedded hum...



Flow cytometric analysis of MCF-7 cells

...