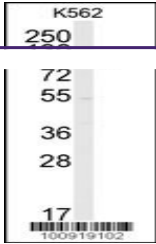
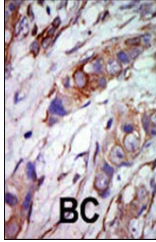
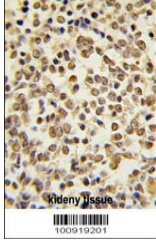


---

## Product Datasheet

### MAPK7 Antibody (orb1263179)

<b>Description</b>	MAPK7 Antibody	
<b>Species/Host</b>	Rabbit	Western blot analysis of anti-ERK5 C-terminus...
<b>Reactivity</b>	Human	
<b>Conjugation</b>	Unconjugated	
<b>Tested Applications</b>	IHC-P, WB	
<b>Immunogen</b>	This MAPK7 antibody is generated from rabbits immunized with a KLH conjugated synthetic peptide between 776-805 amino acids from the C-terminal region of human MAPK7.	
<b>Target</b>	MAPK7	Formalin-fixed and paraffin-embedded hum...
<b>Preservatives</b>	Supplied in PBS with 0.09% (W/V) sodium azide.	
<b>Form/Appearance</b>	Liquid	
<b>Concentration</b>	batch dependent	
<b>Storage</b>	Store at 4°C for three months and -20°C, stable for up to one year. As with all antibodies care should be taken to avoid repeated freeze thaw cycles. Antibodies should not be exposed to prolonged high temperatures.	
<b>Note</b>	For research use only	Formalin-fixed and paraffin-embedded hum...
<b>Application notes</b>	For WB starting dilution is: 1:1000 For IHC-P starting dilution is: 1:50~100	
<b>Isotype</b>	Rabbit Ig	
<b>Clonality</b>	Polyclonal	
<b>MW</b>	88 kDa	
<b>Uniprot ID</b>	<a href="#">Q13164</a>	
<b>NCBI</b>	<a href="#">Q13164</a>	
<b>Dilution Range</b>	For WB starting dilution is: 1:1000 For IHC-P starting dilution is: 1:50~100	
<b>Expiration Date</b>	12 months from date of receipt.	