
Product Datasheet

PCSK2 Antibody (orb1263089)

Description

PCSK2 Antibody

Species/Host

Rabbit

Reactivity

Human, Mouse

Conjugation

Unconjugated

Tested Applications

FC, IF, IHC-P, WB

Immunogen

This PCSK2 antibody is generated from rabbits immunized with a KLH conjugated synthetic peptide between 87-116 amino acids from the N-terminal region of human PCSK2.

Target

PCSK2

Preservatives

Supplied in PBS with 0.09% (W/V) sodium azide.

Form/Appearance

Liquid

Concentration

batch dependent

Storage

Store at 4°C for three months and -20°C, stable for up to one year. As with all antibodies care should be taken to avoid repeated freeze thaw cycles. Antibodies should not be exposed to prolonged high temperatures.

Note

For research use only

Application notes

For WB starting dilution is: 1:1000
For IHC-P starting dilution is: 1:10~50
For IF starting dilution is: 1:10~50
For FACS starting dilution is: 1:10~50

Isotype

Rabbit Ig

Clonality

Polyclonal

MW

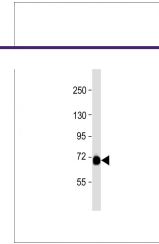
71 kDa

Uniprot ID
[P16519](#)
NCBI
[P16519](#)
Dilution Range

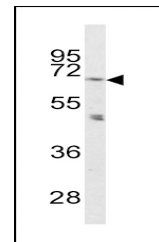
For WB starting dilution is: 1:1000
For IHC-P starting dilution is: 1:10~50
For IF starting dilution is: 1:10~50
For FACS starting dilution is: 1:10~50

Expiration Date

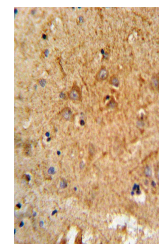
12 months from date of receipt.



Western Blot at 1:1000 dilution + TT who...



Western blot analysis of PCSK2 Antibody ...



Formalin-fixed and paraffin-embedded hum...