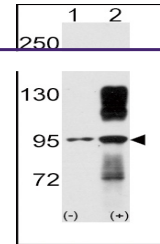
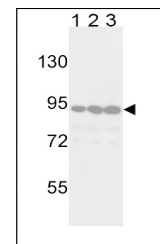

Product Datasheet

DDR2 Antibody (orb1262996)

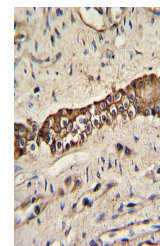
Description	DDR2 Antibody
Species/Host	Rabbit
Reactivity	Human
Conjugation	Unconjugated
Tested Applications	FC, IHC-P, WB
Immunogen	This TYRO10 antibody is generated from rabbits immunized with a his tag recombinant protein of human TYRO10.
Target	DDR2
Preservatives	Supplied in PBS with 0.09% (W/V) sodium azide.
Form/Appearance	Liquid
Concentration	batch dependent
Storage	Store at 4°C for three months and -20°C, stable for up to one year. As with all antibodies care should be taken to avoid repeated freeze thaw cycles. Antibodies should not be exposed to prolonged high temperatures.
Note	For research use only
Application notes	For WB starting dilution is: 1:1000For IHC-P starting dilution is: 1:10~50For FACS starting dilution is: 1:10~50
Isotype	Rabbit Ig
Clonality	Polyclonal
MW	97 kDa
Uniprot ID	Q16832
NCBI	Q16832
Dilution Range	For WB starting dilution is: 1:1000For IHC-P starting dilution is: 1:10~50For FACS starting dilution is: 1:10~50
Expiration Date	12 months from date of receipt.



Western blot analysis of TYRO10 using ra...



Western blot analysis of TYRO10 Antibody...



Formalin-fixed and paraffin-embedded hum...