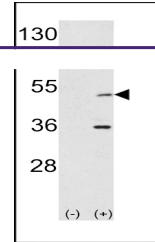
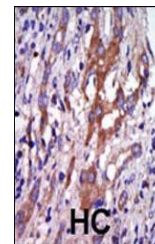

Product Datasheet

AURKA Antibody (orb1262869)

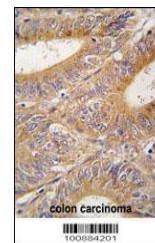
Description	AURKA Antibody
Species/Host	Rabbit
Reactivity	Human
Conjugation	Unconjugated
Tested Applications	IHC-P, WB
Immunogen	This AIK antibody is generated from rabbits immunized with a KLH conjugated synthetic peptide between 90-120 amino acids from the N-terminal region of human AIK.
Target	AURKA
Preservatives	Supplied in PBS with 0.09% (W/V) sodium azide.
Form/Appearance	Liquid
Concentration	batch dependent
Storage	Store at 4°C for three months and -20°C, stable for up to one year. As with all antibodies care should be taken to avoid repeated freeze thaw cycles. Antibodies should not be exposed to prolonged high temperatures.
Note	For research use only
Application notes	For WB starting dilution is: 1:1000 For IHC-P starting dilution is: 1:50~100
Isotype	Rabbit Ig
Clonality	Polyclonal
MW	46 kDa
Uniprot ID	O14965
NCBI	O14965
Dilution Range	For WB starting dilution is: 1:1000 For IHC-P starting dilution is: 1:50~100
Expiration Date	12 months from date of receipt.



Western blot analysis of AIK using rabbit...



Formalin-fixed and paraffin-embedded hum...



Formalin-fixed and paraffin-embedded hum...