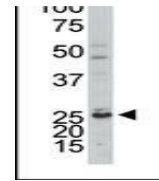



Product Datasheet

AK4 Antibody (orb1262739)

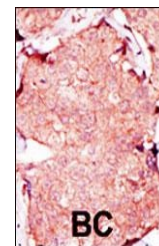
Description	AK4 Antibody
Species/Host	Rabbit
Reactivity	Human, Mouse
Conjugation	Unconjugated
Tested Applications	IHC-P, WB
Immunogen	This AK3 antibody is generated from rabbits immunized with a KLH conjugated synthetic peptide between 195-223 amino acids from the C-terminal region of human AK3.
Target	AK4
Preservatives	Supplied in PBS with 0.09% (W/V) sodium azide.
Form/Appearance	Liquid
Concentration	batch dependent
Storage	Store at 4°C for three months and -20°C, stable for up to one year. As with all antibodies care should be taken to avoid repeated freeze thaw cycles. Antibodies should not be exposed to prolonged high temperatures.
Note	For research use only
Application notes	For WB starting dilution is: 1:1000 For IHC-P starting dilution is: 1:50~100
Isotype	Rabbit Ig
Clonality	Polyclonal
MW	25 kDa
Uniprot ID	P27144
NCBI	P27144
Dilution Range	For WB starting dilution is: 1:1000 For IHC-P starting dilution is: 1:50~100
Expiration Date	12 months from date of receipt.



Antibody is used in Western blot to dete...



Western blot analysis of AK3 using rabbi...



Formalin-fixed and paraffin-embedded hum...