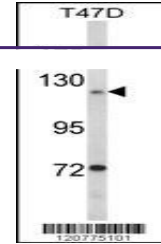
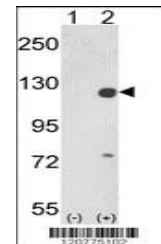

Product Datasheet

PTK2 Antibody (orb1262604)

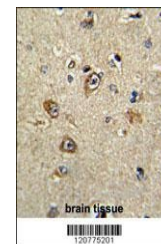
Description	PTK2 Antibody
Species/Host	Rabbit
Reactivity	Human
Conjugation	Unconjugated
Tested Applications	FC, IF, IHC-P, WB
Immunogen	This PTK2 antibody is generated from rabbits immunized with a KLH conjugated synthetic peptide between 396-423 amino acids from the Central region of human PTK2.
Target	PTK2
Preservatives	Supplied in PBS with 0.09% (W/V) sodium azide.
Form/Appearance	Liquid
Concentration	batch dependent
Storage	Store at 4°C for three months and -20°C, stable for up to one year. As with all antibodies care should be taken to avoid repeated freeze thaw cycles. Antibodies should not be exposed to prolonged high temperatures.
Note	For research use only
Application notes	For WB starting dilution is: 1:1000For IHC-P starting dilution is: 1:50~100For FACS starting dilution is: 1:10~50For IF starting dilution is: 1:10~50
Isotype	Rabbit Ig
Clonality	Polyclonal
MW	119 kDa
Uniprot ID	Q05397
NCBI	Q05397
Dilution Range	For WB starting dilution is: 1:1000For IHC-P starting dilution is: 1:50~100For FACS starting dilution is: 1:10~50For IF starting dilution is: 1:10~50
Expiration Date	12 months from date of receipt.



Western blot analysis of PTK2 Antibody i...



Western blot analysis of PTK2 using rabb...



Formalin-fixed and paraffin-embedded hum...