
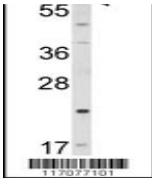
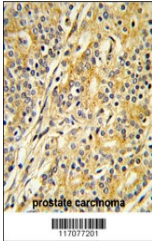

Product Datasheet

CYP51A1 Antibody (orb1262474)

Description	CYP51A1 Antibody	
Species/Host	Rabbit	
Reactivity	Human	Western blot analysis of CYP51A1 Antibod...
Conjugation	Unconjugated	
Tested Applications	IHC-P, WB	
Immunogen	This CYP51A1 antibody is generated from rabbits immunized with a KLH conjugated synthetic peptide between 474-503 amino acids from the C-terminal region of human CYP51A1.	
Target	CYP51A1	Formalin-fixed and paraffin-embedded hum...
Preservatives	Supplied in PBS with 0.09% (W/V) sodium azide.	
Form/Appearance	Liquid	
Concentration	batch dependent	
Storage	Store at 4°C for three months and -20°C, stable for up to one year. As with all antibodies care should be taken to avoid repeated freeze thaw cycles. Antibodies should not be exposed to prolonged high temperatures.	
Note	For research use only	
Application notes	For WB starting dilution is: 1:1000For IHC-P starting dilution is: 1:50~100	
Isotype	Rabbit Ig	
Clonality	Polyclonal	
MW	57 kDa	
Uniprot ID	Q16850	
NCBI	Q16850	
Dilution Range	For WB starting dilution is: 1:1000For IHC-P starting dilution is: 1:50~100	
Expiration Date	12 months from date of receipt.	