
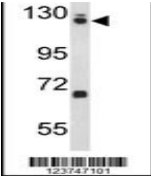
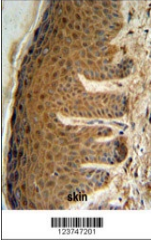

Product Datasheet

EFTUD2 Antibody (orb1262284)

Description	EFTUD2 Antibody	
Species/Host	Rabbit	
Reactivity	Human	
Conjugation	Unconjugated	
Tested Applications	IHC-P, WB	
Immunogen	This EFTUD2 antibody is generated from rabbits immunized with a KLH conjugated synthetic peptide between 257-284 amino acids from the Central region of human EFTUD2.	Western blot analysis of EFTUD2 Antibody...
Target	EFTUD2	
Preservatives	Supplied in PBS with 0.09% (W/V) sodium azide.	
Form/Appearance	Liquid	EFTUD2 Antibody IHC analysis in formalin...
Concentration	batch dependent	
Storage	Store at 4°C for three months and -20°C, stable for up to one year. As with all antibodies care should be taken to avoid repeated freeze thaw cycles. Antibodies should not be exposed to prolonged high temperatures.	
Note	For research use only	
Application notes	For WB starting dilution is: 1:1000 For IHC-P starting dilution is: 1:50~100	
Isotype	Rabbit Ig	
Clonality	Polyclonal	
MW	109 kDa	
Uniprot ID	Q15029	
NCBI	Q15029	
Dilution Range	For WB starting dilution is: 1:1000 For IHC-P starting dilution is: 1:50~100	
Expiration Date	12 months from date of receipt.	