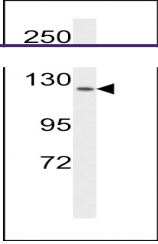
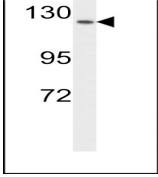
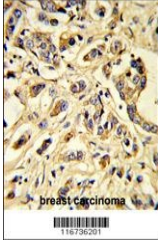


Product Datasheet

FLT1 Antibody (orb1262273)

Description	FLT1 Antibody	
Species/Host	Rabbit	
Reactivity	Human	
Conjugation	Unconjugated	Western blot analysis of VGFR1 Antibody ...
Tested Applications	FC, IHC-P, WB	
Immunogen	This VGFR1 antibody is generated from rabbits immunized with human VGFR1 recombinant protein.	
Target	FLT1	
Preservatives	Supplied in PBS with 0.09% (W/V) sodium azide.	Formalin-fixed and paraffin-embedded hum...
Form/Appearance	Liquid	
Concentration	batch dependent	
Storage	Store at 4°C for three months and -20°C, stable for up to one year. As with all antibodies care should be taken to avoid repeated freeze thaw cycles. Antibodies should not be exposed to prolonged high temperatures.	
Note	For research use only	Flow cytometric analysis of MDA-MB231 ce...
Application notes	For WB starting dilution is: 1:1000For IHC-P starting dilution is: 1:50~100For FACS starting dilution is: 1:10~50	
Isotype	Rabbit Ig	
Clonality	Polyclonal	
MW	151 kDa	
Uniprot ID	P17948	
NCBI	P17948	
Dilution Range	For WB starting dilution is: 1:1000For IHC-P starting dilution is: 1:50~100For FACS starting dilution is: 1:10~50	
Expiration Date	12 months from date of receipt.	