
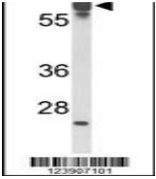

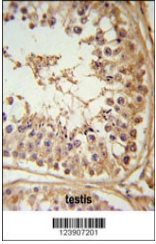

Product Datasheet

FBXL5 Antibody (orb1262231)

Description	FBXL5 Antibody	
Species/Host	Rabbit	
Reactivity	Human, Mouse	
Conjugation	Unconjugated	Western blot analysis of FBXL5 Antibody ...
Tested Applications	FC, IHC-P, WB	
Immunogen	This FBXL5 antibody is generated from rabbits immunized with a KLH conjugated synthetic peptide between 86-115 amino acids from the N-terminal region of human FBXL5.	
Target	FBXL5	
Preservatives	Supplied in PBS with 0.09% (W/V) sodium azide.	Western blot analysis of FBXL5 Antibody ...
Form/Appearance	Liquid	
Concentration	batch dependent	
Storage	Store at 4°C for three months and -20°C, stable for up to one year. As with all antibodies care should be taken to avoid repeated freeze thaw cycles. Antibodies should not be exposed to prolonged high temperatures.	
Note	For research use only	FBXL5 Antibody IHC analysis in formalin ...
Application notes	For WB starting dilution is: 1:1000For IHC-P starting dilution is: 1:50~100For FACS starting dilution is: 1:10~50	
Isotype	Rabbit Ig	
Clonality	Polyclonal	
MW	79 kDa	
Uniprot ID	Q9UKA1	
NCBI	Q9UKA1	
Dilution Range	For WB starting dilution is: 1:1000For IHC-P starting dilution is: 1:50~100For FACS starting dilution is: 1:10~50	
Expiration Date	12 months from date of receipt.	