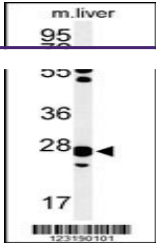
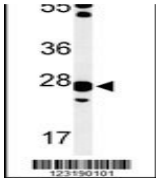
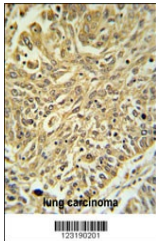
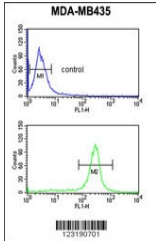

Product Datasheet

GSTK1 Antibody (orb1262010)

Description	GSTK1 Antibody	
Species/Host	Rabbit	
Reactivity	Human, Mouse	<p>Western blot analysis of GSTK1 Antibody ...</p>
Conjugation	Unconjugated	
Tested Applications	FC, IHC-P, WB	<p>GSTK1 Antibody IHC analysis in formalin ...</p>
Immunogen	<p>This GSTK1 antibody is generated from rabbits immunized with a KLH conjugated synthetic peptide between 93-120 amino acids from the Central region of human GSTK1.</p>	
Target	GSTK1	<p>Flow cytometric analysis of MDA-MB435 ce...</p>
Preservatives	Supplied in PBS with 0.09% (W/V) sodium azide.	
Form/Appearance	Liquid	
Concentration	batch dependent	
Storage	<p>Store at 4°C for three months and -20°C, stable for up to one year. As with all antibodies care should be taken to avoid repeated freeze thaw cycles. Antibodies should not be exposed to prolonged high temperatures.</p>	
Note	For research use only	
Application notes	<p>For WB starting dilution is: 1:1000 For IHC-P starting dilution is: 1:50~100 For FACS starting dilution is: 1:10~50</p>	
Isotype	Rabbit Ig	
Clonality	Polyclonal	
MW	25 kDa	
Uniprot ID	Q9Y2Q3	
NCBI	Q9Y2Q3	
Dilution Range	<p>For WB starting dilution is: 1:1000 For IHC-P starting dilution is: 1:50~100 For FACS starting dilution is: 1:10~50</p>	
Expiration Date	12 months from date of receipt.	