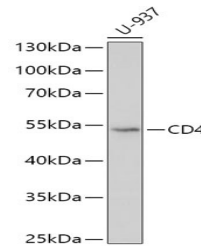


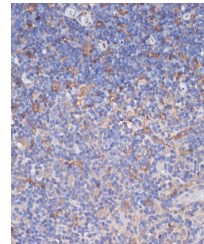
Product Datasheet

CD4 Antibody (orb1261848)

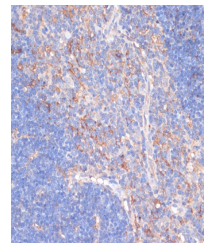
Description	CD4 Antibody
Species/Host	Rabbit
Reactivity	Human, Mouse, Rat
Conjugation	Unconjugated
Tested Applications	IF, IHC, WB
Immunogen	Recombinant fusion protein containing a sequence corresponding to amino acids 26-200 of human CD4 (NP_000607.1).
Target	CD4
Preservatives	Liquid
Form/Appearance	Liquid
Concentration	batch dependent
Storage	Store at -20˚°C. Avoid freeze / thaw cycles.
Note	For research use only
Application notes	WB: 1:500 - 1:2000IHC: 1:50 - 1:200IF: 1:50 - 1:200
Isotype	IgG
Clonality	Polyclonal
MW	Observed: 51kDa
Uniprot ID	P01730
Dilution Range	WB: 1:500 - 1:2000IHC: 1:50 - 1:200IF: 1:50 - 1:200
Expiration Date	12 months from date of receipt.



Western blot analysis of extracts of U-9...



Immunohistochemistry of paraffin-embedde...



Immunohistochemistry of paraffin-embedde...