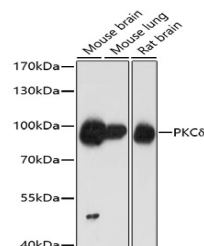


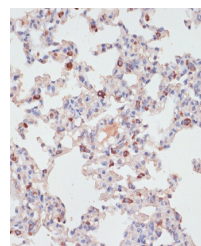
## Product Datasheet

### PRKCD Antibody (orb1261834)

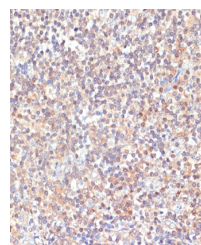
|                            |   |
|----------------------------|---|
| <b>Description</b>         | PRKCD Antibody  |
| <b>Species/Host</b>        | Rabbit  |
| <b>Reactivity</b>          | Human, Mouse, Rat   |
| <b>Conjugation</b>         | Unconjugated  |
| <b>Tested Applications</b> | IF, IHC, WB   |
| <b>Immunogen</b>           | Recombinant fusion protein containing a sequence corresponding to amino acids 477-676 of human PRKCD (NP_997704.1). |
| <b>Target</b>              | PRKCD   |
| <b>Preservatives</b>       | Liquid  |
| <b>Form/Appearance</b>     | Liquid  |
| <b>Concentration</b>       | batch dependent   |
| <b>Storage</b>             | Store at -20&#730°C. Avoid freeze / thaw cycles.  |
| <b>Note</b>                | For research use only   |
| <b>Application notes</b>   | WB: 1:500 - 1:2000IHC: 1:50 - 1:100IF: 1:50 - 1:100   |
| <b>Isotype</b>             | IgG   |
| <b>Clonality</b>           | Polyclonal  |
| <b>MW</b>                  | Observed: 78kDa/85kDa   |
| <b>Uniprot ID</b>          | <b>Q05655</b>   |
| <b>Dilution Range</b>      | WB: 1:500 - 1:2000IHC: 1:50 - 1:100IF: 1:50 - 1:100   |
| <b>Expiration Date</b>     | 12 months from date of receipt.   |



Western blot analysis of extracts of var...



Immunohistochemistry of paraffin-embedde...



Immunohistochemistry of paraffin-embedde...