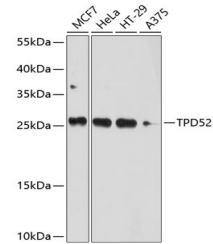


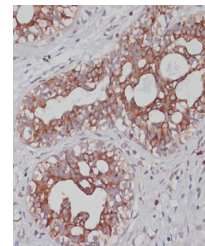
Product Datasheet

TPD52 Antibody (orb1261578)

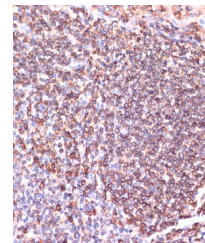
Description	TPD52 Antibody
Species/Host	Rabbit
Reactivity	Human, Mouse, Rat
Conjugation	Unconjugated
Tested Applications	IHC, WB
Immunogen	Recombinant fusion protein containing a sequence corresponding to amino acids 1-184 of human TPD52 (NP_005070.1).
Target	TPD52
Preservatives	Liquid
Form/Appearance	Liquid
Concentration	batch dependent
Storage	Store at -20°C. Avoid freeze / thaw cycles.
Note	For research use only
Application notes	WB: 1:1000 - 1:2000 IHC: 1:50 - 1:200
Isotype	IgG
Clonality	Polyclonal
MW	Observed: 26kDa
Uniprot ID	P55327
Dilution Range	WB: 1:1000 - 1:2000 IHC: 1:50 - 1:200
Expiration Date	12 months from date of receipt.



Western blot analysis of extracts of var...



Immunohistochemistry of paraffin-embedde...



Immunohistochemistry of paraffin-embedde...