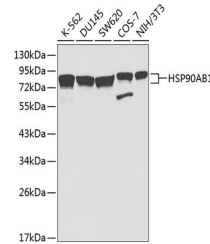


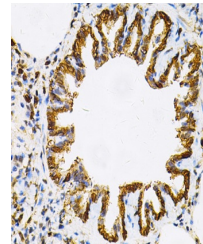
## Product Datasheet

### HSP90AB1 Antibody (orb1261330)

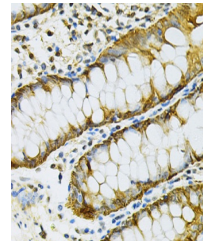
<b>Description</b>	HSP90AB1 Antibody
<b>Species/Host</b>	Rabbit
<b>Reactivity</b>	Human, Monkey, Mouse, Rat
<b>Conjugation</b>	Unconjugated
<b>Tested Applications</b>	IF, IHC, WB
<b>Immunogen</b>	Recombinant fusion protein containing a sequence corresponding to amino acids 1-300 of human HSP90AB1 (NP_031381.2).
<b>Target</b>	HSP90AB1
<b>Preservatives</b>	Liquid
<b>Form/Appearance</b>	Liquid
<b>Concentration</b>	batch dependent
<b>Storage</b>	Store at -20&#730°C. Avoid freeze / thaw cycles.
<b>Note</b>	For research use only
<b>Application notes</b>	WB: 1:500 - 1:2000IHC: 1:50 - 1:200IF: 1:50 - 1:200
<b>Isotype</b>	IgG
<b>Clonality</b>	Polyclonal
<b>MW</b>	Observed: 80kDa
<b>Uniprot ID</b>	<b>P08238</b>
<b>Dilution Range</b>	WB: 1:500 - 1:2000IHC: 1:50 - 1:200IF: 1:50 - 1:200
<b>Expiration Date</b>	12 months from date of receipt.



Western blot analysis of extracts of var...



Immunohistochemistry of paraffin-embedde...



Immunohistochemistry of paraffin-embedde...