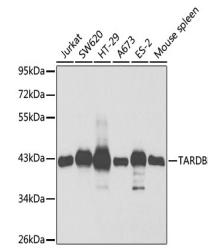


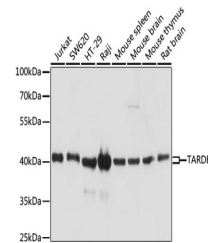
Product Datasheet

TARDBP Antibody (orb1261135)

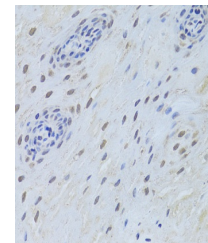
Description	TARDBP Antibody
Species/Host	Rabbit
Reactivity	Human, Mouse, Rat
Conjugation	Unconjugated
Tested Applications	IF, IHC, IP, WB
Immunogen	Recombinant fusion protein containing a sequence corresponding to amino acids 1-260 of human TARDBP (NP_031401.1).
Target	TARDBP
Preservatives	Liquid
Form/Appearance	Liquid
Concentration	batch dependent
Storage	Store at -20°C. Avoid freeze / thaw cycles.
Note	For research use only
Application notes	WB: 1:500 - 1:2000 IHC: 1:50 - 1:100 IF: 1:20 - 1:100 IP: 1:50 - 1:100 RIP: 1:20 - 1:50
Isotype	IgG
Clonality	Polyclonal
MW	Observed: 42kDa
Uniprot ID	Q13148
Dilution Range	WB: 1:500 - 1:2000 IHC: 1:50 - 1:100 IF: 1:20 - 1:100 IP: 1:50 - 1:100 RIP: 1:20 - 1:50
Expiration Date	12 months from date of receipt.



Western blot analysis of extracts of var...



Immunohistochemistry of paraffin-embedde...



Immunohistochemistry of paraffin-embedde...