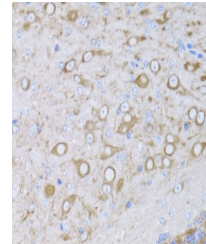


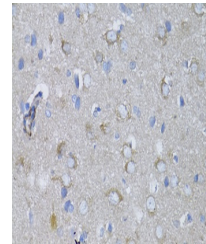
Product Datasheet

MYH10 Antibody (orb1261097)

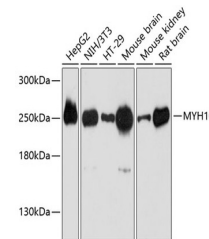
Description	MYH10 Antibody
Species/Host	Rabbit
Reactivity	Human, Mouse, Rat
Conjugation	Unconjugated
Tested Applications	IHC, WB
Immunogen	Recombinant fusion protein containing a sequence corresponding to amino acids 1908-2007 of human MYH10 (NP_001242941.1).
Target	MYH10
Preservatives	Liquid
Form/Appearance	Liquid
Concentration	batch dependent
Storage	Store at -20°C. Avoid freeze / thaw cycles.
Note	For research use only
Application notes	WB: 1:500 - 1:2000 IHC: 1:50 - 1:200
Isotype	IgG
Clonality	Polyclonal
MW	Observed: 250kDa
Uniprot ID	P35580
Dilution Range	WB: 1:500 - 1:2000 IHC: 1:50 - 1:200
Expiration Date	12 months from date of receipt.



Immunohistochemistry of paraffin-embedde...



Immunohistochemistry of paraffin-embedde...



Western blot analysis of extracts of var...