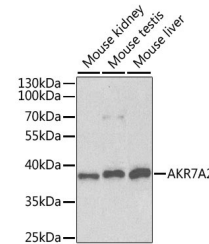


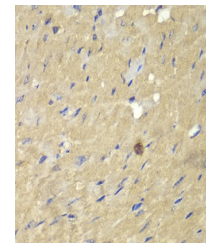
Product Datasheet

AKR7A2 Antibody (orb1260991)

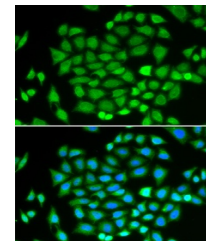
Description	AKR7A2 Antibody
Species/Host	Rabbit
Reactivity	Human, Mouse
Conjugation	Unconjugated
Tested Applications	IF, IHC, WB
Immunogen	Recombinant fusion protein containing a sequence corresponding to amino acids 100-359 of human AKR7A2 (NP_003680.2).
Target	AKR7A2
Preservatives	Liquid
Form/Appearance	Liquid
Concentration	batch dependent
Storage	Store at -20°C. Avoid freeze / thaw cycles.
Note	For research use only
Application notes	WB: 1:500 - 1:2000 IHC: 1:50 - 1:200 IF: 1:10 - 1:100
Isotype	IgG
Clonality	Polyclonal
MW	Observed: 35kDa
Uniprot ID	O43488
Dilution Range	WB: 1:500 - 1:2000 IHC: 1:50 - 1:200 IF: 1:10 - 1:100
Expiration Date	12 months from date of receipt.



Western blot analysis of extracts of var...



Immunohistochemistry of paraffin-embedde...



Immunofluorescence analysis of HeLa cell...