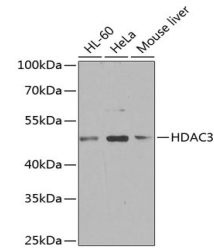


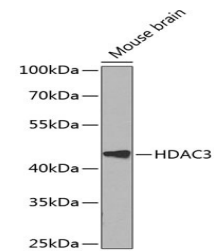
Product Datasheet

HDAC3 Antibody (orb1260861)

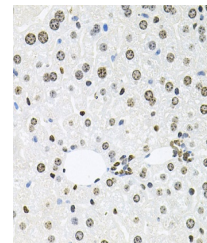
Description	HDAC3 Antibody
Species/Host	Rabbit
Reactivity	Human, Mouse
Conjugation	Unconjugated
Tested Applications	IF, IHC, WB
Immunogen	A synthetic peptide corresponding to a sequence within amino acids 330 to the C-terminus of human HDAC3 (NP_003874.2).
Target	HDAC3
Preservatives	Liquid
Form/Appearance	Liquid
Concentration	batch dependent
Storage	Store at -20°C. Avoid freeze / thaw cycles.
Note	For research use only
Application notes	WB: 1:500 - 1:2000 IHC: 1:50 - 1:200 IF: 1:50 - 1:200
Isotype	IgG
Clonality	Polyclonal
MW	Observed: 48kDa
Uniprot ID	O15379
Dilution Range	WB: 1:500 - 1:2000 IHC: 1:50 - 1:200 IF: 1:50 - 1:200
Expiration Date	12 months from date of receipt.



Western blot analysis of extracts of var...



Western blot analysis of extracts of mou...



Immunohistochemistry of paraffin-embedde...