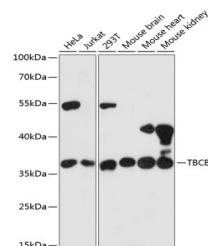


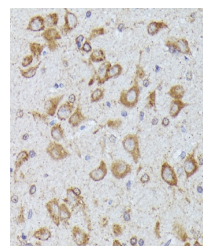
Product Datasheet

TBCB Antibody (orb1260516)

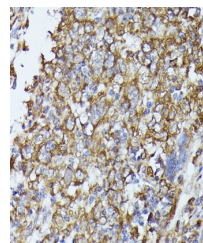
Description	TBCB Antibody
Species/Host	Rabbit
Reactivity	Human, Mouse, Rat
Conjugation	Unconjugated
Tested Applications	IF, IHC, WB
Immunogen	Recombinant fusion protein containing a sequence corresponding to amino acids 1-244 of human TBCB (NP_001272.2).
Target	TBCB
Preservatives	Liquid
Form/Appearance	Liquid
Concentration	batch dependent
Storage	Store at -20°C. Avoid freeze / thaw cycles.
Note	For research use only
Application notes	WB: 1:1000 - 1:2000 IHC: 1:50 - 1:200 IF: 1:50 - 1:200
Isotype	IgG
Clonality	Polyclonal
MW	Observed: 37kDa
Uniprot ID	Q99426
Dilution Range	WB: 1:1000 - 1:2000 IHC: 1:50 - 1:200 IF: 1:50 - 1:200
Expiration Date	12 months from date of receipt.



Western blot analysis of extracts of var...



Immunohistochemistry of paraffin-embedde...



Immunohistochemistry of paraffin-embedde...