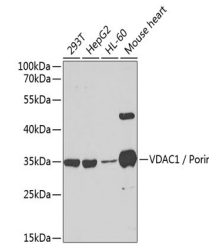


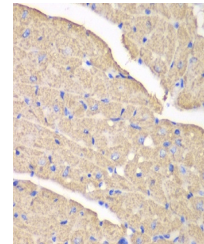
Product Datasheet

VDAC1 Antibody (orb1260319)

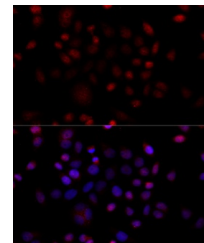
| | |
|----------------------------|---|
| Description | VDAC1 Antibody |
| Species/Host | Rabbit |
| Reactivity | Human, Mouse, Rat |
| Conjugation | Unconjugated |
| Tested Applications | IF, IHC, WB |
| Immunogen | Recombinant fusion protein containing a sequence corresponding to amino acids 1-283 of human VDAC1 / Porin (NP_003365.1). |
| Target | VDAC1 |
| Preservatives | Liquid |
| Form/Appearance | Liquid |
| Concentration | batch dependent |
| Storage | Store at -20°C. Avoid freeze / thaw cycles. |
| Note | For research use only |
| Application notes | WB: 1:500 - 1:2000 IHC: 1:50 - 1:200 IF: 1:50 - 1:200 |
| Isotype | IgG |
| Clonality | Polyclonal |
| MW | Observed: 35kDa |
| Uniprot ID | P21796 |
| Dilution Range | WB: 1:500 - 1:2000 IHC: 1:50 - 1:200 IF: 1:50 - 1:200 |
| Expiration Date | 12 months from date of receipt. |



Western blot analysis of extracts of var...



Immunohistochemistry of paraffin-embedde...



Immunofluorescence analysis of HeLa cell...