


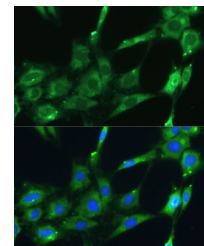
## Product Datasheet

### SPARC Antibody (orb1259925)

<b>Description</b>	SPARC Antibody
<b>Species/Host</b>	Rabbit
<b>Reactivity</b>	Human, Mouse, Rat
<b>Conjugation</b>	Unconjugated
<b>Tested Applications</b>	IF, IHC, WB
<b>Immunogen</b>	Recombinant fusion protein containing a sequence corresponding to amino acids 18-303 of human SPARC (NP_003109.1).
<b>Target</b>	SPARC
<b>Preservatives</b>	Liquid
<b>Form/Appearance</b>	Liquid
<b>Concentration</b>	batch dependent
<b>Storage</b>	Store at -20°C. Avoid freeze / thaw cycles.
<b>Note</b>	For research use only
<b>Application notes</b>	WB: 1:500 - 1:2000 IHC: 1:50 - 1:100 IF: 1:50 - 1:100
<b>Isotype</b>	IgG
<b>Clonality</b>	Polyclonal
<b>MW</b>	Observed: 35kDa
<b>Uniprot ID</b>	<b>P09486</b>
<b>Dilution Range</b>	WB: 1:500 - 1:2000 IHC: 1:50 - 1:100 IF: 1:50 - 1:100
<b>Expiration Date</b>	12 months from date of receipt.

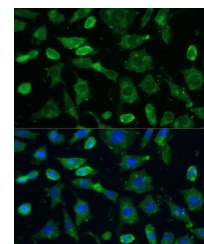


Western blot analysis of extracts of A375...



Immunofluorescence analysis of C6 cells

...



Immunofluorescence analysis of L-929 cells...